

2015 Northern Michigan **FREE** **DEER HUNTER**

A PRACTICAL GUIDE FOR NORTHERN MICHIGAN DEER HUNTING

Tree Stand Safety

PLUS...

- Proper Field Care
- Shot Placement
- Scent Elimination
- Venison Recipes

AND MUCH MORE!

Brought to you by the publishers of the

Weekly Choice *Charlevoix* **County News**

Follow the signs to an easier home buying experience.



Patty Murphy
989.939.6169
murphyp6913@gmail.com

SOLD

Century 21
DUNN & ASSOCIATES
134 S OTSEGO AVE., GAYLORD, MI

GOLF MECCA VACATION HOMES,
RETIREMENT HOMES, CONDOS,
INVESTMENT & RESIDENTIAL
PROPERTIES

2015 Northern Michigan Deer Hunter's Guide



Inside...

4 proven strategies to help you on the hunt.....4

from DeerHunter.com

Tree Stand Safety.....6

Proper Field Care8

Health Safety for Hunters.....11

Shot Placement15

Gun Safety Tips19

Venison Recipes20

Scent Elimination22

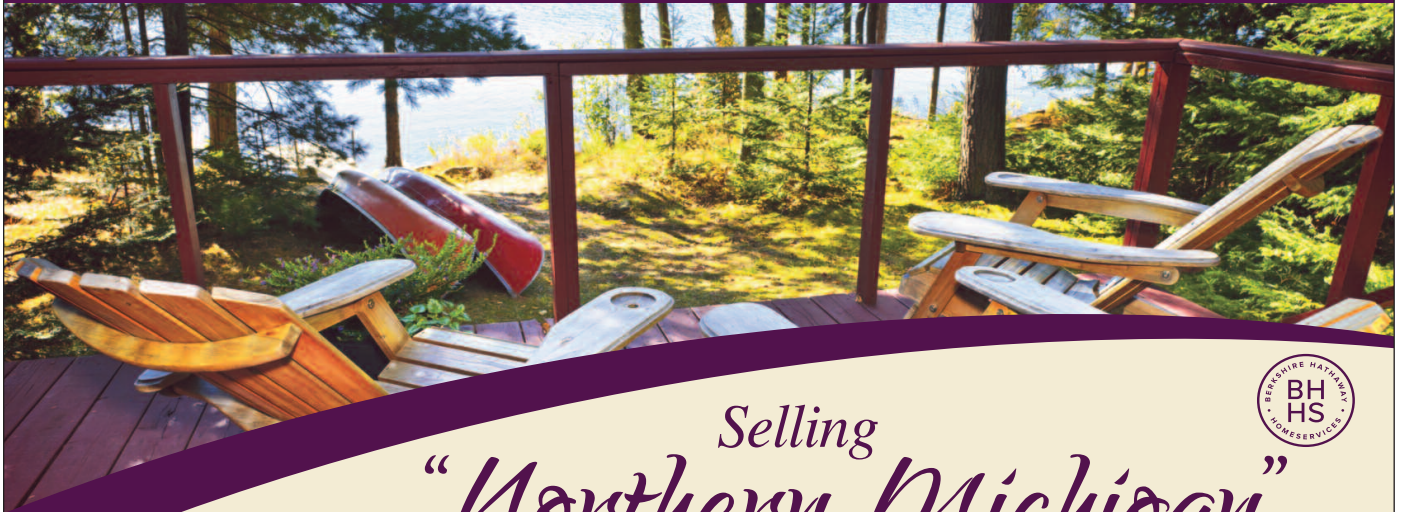
Published by:

Choice Publications

PO Box 382, Gaylord, MI 49734
989-732-8160 www.WeeklyChoice.com

COVER PHOTO: 123RF.COM

Enjoy the Lifestyle, Live the Dream!



Selling "Northern Michigan"

Berkshire Hathaway HomeServices
Michigan Real Estate

11506 N. Straits Highway
Cheboygan, MI 49721

www.bhhsmi.com

231-627-7186



228 ACRES Hunter's paradise with a 24x60 pole building/camp 75% completed. Blinds, deer feeder & many food plots in place. Bring your buddies! Trophy bucks seen & taken from this property! MLS 298441 **\$259,000**

Randy Ernst 231-420-5378



34+ ACRES of beautiful Abatibee forest. Select clearings for food plots & 2 track trails throughout this very navigable property. A great northern Michigan property for future generations! MLS 299506 **\$48,000**

Patty Archambo 231-625-2877



10 ACRES with 289+ feet of the upper Black River running through this high & dry wooded property. Unspoiled natural environment full of wildlife. A perfect spot for your up north year round cabin! MLS 299240 **\$43,000**

Patty Archambo 231-625-2877



10 ACRES Ready to camp or build on. Property includes a 40x40 pole barn and a 16x20 barn and a pond! Property also improved with a well, septic & electric. Near state land. Ideal for your up north hunting camp headquarters! MLS 295401 **\$62,900**

Chad Anderson 231-818-0635



10 ACRE parcel includes a 28x40 garage with a workshop, well, septic and an older mobile home, suitable for your up north hunting camp for you and your friends and family! MLS 298366 **\$39,000**

Denny Tryban 231-290-2717



80 ACRE parcel featuring a 2000 sq.ft; attractive 3 bedroom brick ranch & a 40x60 pole building with small apartment. Open 40 acres in front & wooded 40 acres in back. Recent price reduction! MLS 294589 **\$299,900**

Denny Tryban 231-290-2717



160 ACRES First offering! Prime northern Michigan property with a solid 3 bedroom home & 24x32 polebarn. Outstanding buck & wildlife activity which adjoins State land. Great homestead or camp in the heart of Black Mtn area! MLS 299037 **\$280,000**

Audrey Martinchek 231-420-0231



40 ACRES Property is filled w/wildlife and backs up to snowmobile trails! Great hunting property! Gorgeous 4 bedroom, 3 bath home w/ fireplace, pool & a walkout lower level. Fenced area for horses or livestock. MLS 299590 **\$329,000**

Audrey Martinchek 231-420-0231

Strategy

4 proven strategies to help you on the hunt

from www.DeerHunter.com

There are 4 main deer-hunting techniques: stand hunting from the ground, still-hunting, drives and tree stand hunting. All four can prove effective, depending on the situation and a hunter's weapon of choice. For example, 90% of all archers use tree stands to get their scent and movements above the whitetail's keen nose and eyes.

Many bow and gun hunters like the challenge of going one-on-one with a wily whitetail buck, so they still-hunt. Drives are

considered mainly a gun-hunting technique, but some smart bowhunters use mini-pushes or "nudges" to score racks and venison.

In short, the hunters who harvest good bucks every year understand the benefits of all 4 hunting techniques. They tailor one of the methods to the task at hand during various phases of the season.

The Art of Still Hunting

Still-hunting is the old-

fashioned way to pursue whitetails. Indians used to slip barefoot through the forest and kill deer for their meat and pelts.

The goal of still-hunting is to happen upon a buck and kill it then and there. You pit your skills and woods savvy against the keen, natural instincts of the whitetail. You put the wind in your face and sneak quietly through the woods. Walk a couple of steps, stop and listen for movement. Continue the sneak until you spot a buck. Shoot him on the spot or stalk closer. Many people enjoy this active

type of hunting, while others would rather wait in a stand for deer to come to them. It's your choice.

Ground Hunting

Many hunters feel tree stands are the way to go, but in some instances ground blinds are better. Unlike tree stands, ground stands do not require sawing branches or attaching noisy chains or steps, so there's less chance of alerting deer to your presence. A hunter with a physical limitation (i.e. a bad back or a bum knee) is safer and more comfortable in a ground hide.

Continued on next page

LET JAY'S EXPERT STAFF GET YOU READY FOR THE SEASON YOU HAVE BEEN WAITING FOR!

GEAR UP FOR THE HUNT

\$5 off a \$50 purchase
Code: WCHG2015
Expires NOV 10, 2015
Limit one per customer. Not to be used in combination with other promotions or already reduced items. Not to be used on Hunting/Fishing Licenses.

Shop Online
www.jaysSportingGoods.com

JAY'S SPORTING GOODS

Clare Exit 160
8800 S. Clare Ave
Clare, MI 48617
(989) 386-3475

Gaylord Exit 279
1151 S. Otsego Ave
Gaylord, MI 49735
(989) 705-1339

Hours
Mon-Thurs 9am-8pm
Friday 9am-9pm
Saturday 9am-8pm
Sunday 12noon-5pm

Ground blinds can be extremely elaborate or as simple as a little hide in fallen branches.

Deer Drives

A drive is a good technique for hunting mature bucks, especially once deer have been pressured and have retreated into dense cover. With most methods a hunter tries hard to hide from deer, but a drive functions just the opposite way. A group of drivers enter a thick area thought to harbor deer. They break all the rules of stealthy hunting. They go in with the wind at their backs, which sends their scent toward the deer. The drivers walk fast, talk and sometimes yell to make sure the whitetails know they are coming.

Of course the plan is for deer, traumatized by the sudden, noisy intrusion into their domain, to get up and flee in the opposite direction. But unknown to deer that do so, other hunters, called standers, have quietly circled around and taken stands at the far end of the drive area. The wind is in their faces, and they have selected posts with good visibility. Some-times fleeing bucks are so preoccupied with the racket behind them that they trot past a hunter on stand, offering a shot.

Tree Stand hunting

Stand hunting is the most effective method of deer hunting and accounts for the majority of har-



vested deer. Stand hunting is a relatively simple way to hunt. The hunter stays in one spot and watches for deer movement. And since he's not moving, the hunter usually can usually spot a deer before it sees him.

The experienced stand hunter never relaxes or quits hunting. He is always looking for movement in the woods that might materialize into a deer, or glassing thickets and shaded areas for deer movement that cannot be seen with the naked eye.

However, the greatest asset of the stand hunter is patience. He knows that a buck will sooner or later walk within range of his

stand, and he is determined to be there when the buck shows up.

It is not unusual for a dedicated stand hunter to spend the entire day watching one area. Of course, he doesn't actually "stand" on his feet all day. In fact, an experienced stand hunter usually gets into a comfortable sitting position and stands up occasionally to stretch his feet.

Glasses & Stalking

Glassing and stalking is one of the most exciting, but difficult, deer hunting

techniques because it pits the hunter's ability against the razor sharp instincts of the whitetail deer.

Essentially, the stalking hunter moves through the woods slowly, stopping often to glass for deer; then moving slowly forward again and stopping to glass for deer.

Many sportsmen who like to be active prefer this method of hunting because they are always on the move, and they see a lot more of the natural world while they stalk through the woods looking for deer. The glass and stalk hunter is also seldom bored because he is always moving, glassing

Tree Stand Safety

By Mike Guerin

During Bow Season almost all of the deer hunters are hunting from the tree stands. Hunting from above gives you several advantages, such as remaining above a deer's field of view, keeping your scent above the deer's nose, as well as often increasing our visibility of the woods. Unfortunately, as the use of tree stands increases, so has the number of hunters injuring themselves through their use. Deer hunting has become one of the safest sports you can engage in. With some common sense precautions it can become

even safer.

Tree stands can be used safely. I have used many types of stands, often in conjunction with climbing spurs. I have used both ladder-type stands climb- ing stands, lock-on-stands as well as boards nailed to a tree as deer stands. I've been using tree stands for deer hunting ever since I started hunting and I've never been injured.

I won't use a stand if it seems unsafe to me, because where I hunt, I am usually hunting by myself well away from home. If I were to be injured and couldn't notify anyone it would be many hours before I could expect anyone



to start searching for me. Risk is not a something that should be taken lightly. Every time you climb into a stand you are taking some risk. It only takes a second to kill yourself.

It might help you to know some of the common ways people are injured using tree stands. Falling asleep, slipping when climbing in or out of the stand and having components break are the most common ways that hunters are injured.

There is a common cure for all of these possibilities. A safety harness. But having a safety harness will not help you unless you wear it. It is not good enough to put the harness in use after you have settled into your stand. Remember climbing into or out of your stand is when you are most likely to be hurt. Ideally you should be tied off and secured as you climb, when getting in or out of your stand as

see **TREE STAND** page 17

Peppermint Stick Mocha Latte

BIGGBY COFFEE

premium charge applies

BOGO FREE
(BOGO = Buy One Get One of equal/lesser value)
any grande/super specialty beverage
 hot, iced, or frozen!

QR Code
 CODE 201104

FREE WiFi

Expires 12/31/15. Applies to grande/super favorite lattes, creme freeze smoothies, tea lattes and hot chocolates. Good at these locations only. No copies of this coupon will be accepted. Not good with any other offer. For franchise information visit biggby.com.

\$1.00 OFF
any grande/super specialty beverage
 hot, iced, or frozen!

QR Code
 CODE 301125

FREE WiFi

Expires 12/31/15. Applies to grande/super favorite lattes, creme freeze smoothies, tea lattes and hot chocolates. Good at these locations only. No copies of this coupon will be accepted. Not good with any other offer. For franchise information visit biggby.com.



YOUR NEW FAVORITE HUNTING PARTNER



The start of hunting season is a great time to remember the importance of protecting your hearing.

We offer a complete line of electronic hearing protection called SoundGear. It's comfortable and uses digital technology to enhance environmental awareness while providing automatic noise suppression.

Why you want to partner with hearing protection:

- SoundGear protects listeners from impulse and steady state sounds that hurt ears
- SoundGear's designs allow the wearer to hear speech or game, while blocking out harmful noises.
- Recreational models designed for impulse noises like gun shots suppress sounds over 95dB while the industrial model reduces all sounds over over 80dB.
- Upon purchase you receive a one-year repair warranty with a risk-free 30-day trial.

Permanent hearing loss happens at

90+ dB

Recreational shooting can often exceed

140 dB

Hearing plays a key role in every successful hunt. Call today to ensure many years of healthy hearing for future hunting seasons to come.



Gaylord
604 W Main St

Charlevoix
173 M-66

Traverse City
4620 US 31 N

989.705.2100 231.547.3100 231.938.3111



Debbie Spiller Hale

Jeanne L. Lynch

Dr. Marlene Bevan

Proper Field Care for Trophy Mounts

FIELD DRESSING

1. With the deer on its back, make a shallow cut through the skin just below the breastbone. Make sure that you start your cut well away from the brisket allowing plenty of uncut skin for your shoulder mount. Insert two fingers from your free hand, cradling the blade, to hold the skin up and away from the entrails. (Figure A)

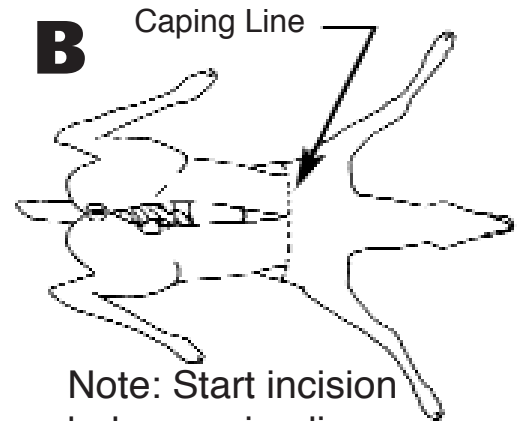
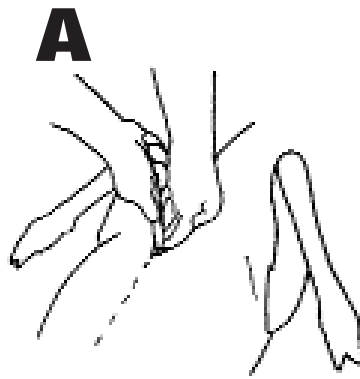
2. Cut straight down the belly and around the genitals, separating but not severing them from the abdominal wall. Slit the belly skin all the way to the pelvic bone. (Figure B)

3. Cut deeply around the rectum, being careful not to cut off or puncture the intestine. Pull to make sure the rectum is separated from tissue connecting it to the pelvic canal. Pull the rectum out and tie a string around it tightly to prevent it from contaminating the meat. Lift the animal's back quarter a bit, reach into the front of the pelvic canal, and pull the intestine and connected rectum into the stomach area.

4. If you want to make a full shoulder mount, do not cut open the chest cavity. Cut the diaphragm away from the ribs all the way to the backbone area. Reach into the forward chest cavity, find the esophagus and windpipe, cut them off as far up as possible (Figure C), and pull them down through the chest.

5. Roll the deer onto its side; grab the esophagus with one hand and the rectum/intestine with the other. Pull hard. The deer's internal organs will come out in one big package with a minimum amount of mess.

Caping, the process of skinning a trophy animal, is best left to the taxidermist. Their experience skinning, especially the delicate nose, mouth, eyes, and ears is invaluable to producing a quality mount. Damage to a hide is costly to repair. Some types of damage sim-



Note: Start incision below caping line.

ply cannot be fixed by the taxidermist.

Many trophies are ruined in the first few hours after death. As soon as the animal dies, bacteria begins to attach the carcass. Warm, humid weather accelerates bacteria growth. In remote areas, or areas far from your taxidermist, a competent person may be required to cape out the hide in order to preserve it.

Every taxidermist has a preferred method of caping a hide. Contact your taxidermist prior to your hunt in order to get instructions on their caping requirements. However, the following techniques are generally acceptable.



Skinning Life-Size Big Game

There are two major methods of skinning for a life-size mount such as deer, elk or bear. These methods are the flat incision and the dorsal method.

The Dorsal Method

The dorsal method of skinning involves a long slit down the back (from the tail base up into the neck). The carcass is skinned as it is pulled through this incision. The feet/hoves and the head are cut off from the carcass as with a shoulder mount explained later. Only use this method with approval and detailed instruction from your taxidermist. Use this method only when the skin can be frozen quickly after skinning.

The Flat Incision

The flat incision is used for rug mounts and for a variety of poses. The areas to be cut are shown in Figure 1. Make these slits (cutting the



CRUSH
WITH LEE & TIFFANY

ELEVATE YOUR GAME

Stalking game in vast places takes a vehicle with power and even bigger capabilities – nothing does it better than the legendary Polaris RANGER®. With industry-leading ProStar® power, easy to accessorize Lock&Ride® Pro-Fit integration and relentless dependability, legendary hunters like The Crush's Lee & Tiffany Lakosky trust RANGER® to deliver big performance time and time again.

LEARN MORE AT POLARIS.COM.

FIND YOURS TODAY AT:



**EXTREME POWER SPORTS LLC
2572 SOUTH OTSEGO AVE
GAYLORD, MI, 49735**

www.extremepower-sports.com

SEE THE COMPLETE LINE AT

POLARIS.COM

Warning: The Polaris RZR® can be hazardous to operate and is not intended for on-road use. Driver must be at least 16 years old with a valid driver's license to operate. Passengers must be at least 12 years old. Drivers and passengers should always wear helmets, eye protection, and seat belts. Always use cab nets or doors (as equipped). Never engage in stunt driving, and avoid excessive speeds and sharp turns. Riding and alcohol / drugs don't mix. All drivers should take a safety training course. Call 800-342-3764 for additional information. Check local laws before riding on trails. ©2015 Polaris Industries Inc.



1160 E State Street Ste B, Cheboygan, MI. 49721
 231-597-8000 • Fax 231-597-8008

www.exitcheyboyan.com

"If you're looking to buy, sell or invest, make the right decision and call Exit today. We can help."

EXIT REALTY IS GROWING

**Call EXIT Realty Premier
 when you need better than good.**



FULL BASEMENT



IN CHEBOYGAN NICE HOME
 3 bedroom home for sale. Secluded and peaceful next yet short drive to shopping, Great lakes, and streams. Peaceful and tranquil area with a nice backyard for entertaining. Call today for more information!!! **\$55,000.** MLS #298952

HOME WARRANTY



CLEAN 2 BEDROOM HOME FOR SALE IN CHEBOYGAN WITH AC, PAVED DRIVEWAY, HEATED TWO GARAGE AND LARGE POLE BARN.
 This in town home is within walking distance to downtown. It has nice open kitchen area, large laundry room, nice size heated garage with two separate doors for convenience. We also have a double lot with plenty of space to enjoy your outdoor events. All this plus a One Year Home Warranty. Call today before it's gone. **\$76,000.** MLS #298845

COMPLETELY FURNISHED



GREAT COTTAGE OR RETIREMENT HOME
 Located in the Wildwood Lake area. 3 Bedrooms, 1 3/4 Bath, Large Deck and walk out at ground level. 2 Wooded lots, with lots of wildlife and rolling ridges. Extremely clean and well maintained and ready to move in. Comes completely furnished. Located near Pigeon River State Forest area. Miles of snowmobile trails and several golf courses near by. This is a place to see. Call today. **\$90,000.** MLS #296359

COMMERCIAL



GREAT PRICE ON PROFESSIONAL OFFICE BUILDING IN ONAWAY WITH PAVED PARKING.
 This building has over 9 offices, 4 bathrooms, great open spaces, plenty of storage rooms with a great location in town. The building looks great with plenty of paved parking and is priced to sell. It is currently rented. Call today for more information. **\$99,900.** MLS #297286

CHEBOYGAN RIVER



156 FEET ON THE CHEBOYGAN RIVER AND THE INLAND WATERWAY WITH CABIN, ELECTRIC, WELL AND SEPTIC. SELLERS ARE MOTIVATED.
 Enjoy the beautiful views from this prime river front lot. This lot is across from the Pier 33 Restaurant and Marina and close to everything including the Rails to Trails for snowmobiling, biking or walking all over Northern Michigan. This price also included a cozy cabin to relax in. Sellers will look at all offers. Call today for more information. **\$115,000.** MLS #296111

PIGEON RIVER



4 BEDROOM HOME FOR SALE IN INDIAN RIVER WITH MULLETT LAKE JUST A SHORT DISTANCE AWAY FROM YOUR DOCK.
 Amazing price on this 4 bedroom year round home located on the Pigeon River, 5 minutes from I-75 and Indian River. Price includes 1 dock, deck, and 101 ft of prime Pigeon River frontage. Call today for more information. **\$129,900.** MLS #299354

COMMERCIAL



24 UNIT MOTEL LOCATED BETWEEN CHEBOYGAN AND MACKINAW CITY.
 The rental units consist of 11 Single Units, 10 Double Units, 2 Queen Double Units, 1 Kitchen Unit and a 3 bedroom with 2 bath living quarters. Very Clean and well maintained. There is a full size swimming pool for the summer and a very large parking area for guests, trailers etc. This business is adjacent to the Northern Michigan Snowmobile trails accessed from the rear of the property. Great business for income or investment for the new owner. Call today for more information. **\$215,000.** MLS #298624

CHEBOYGAN RIVER



PRICE REDUCTION. CHEBOYGAN RIVER 4 BEDROOM HOME FOR SALE WITH SPECTACULAR VIEWS.
 This beautiful home is located on a peaceful street on a small cove on the river. We have a 40ft dock with power on both sides in nice deep water. We also have Oak cabinets, 4 bathrooms, whirlpool tub, full finished dry basement, recessed lighting, living room, family room, sunroom and a formal dining room. We also have two fireplaces, a whole house security system, central air conditioning, in-ground sprinkler system and an attached garage with small work area. Great Schools. Call today. **\$280,000.** MLS #282815

LAKE HURON



LAKE HURON WATERFRONT HOME FOR SALE BETWEEN CHEBOYGAN AND MACKINAW CITY ON 150FT OF FRONTAGE.
 This home features 6 bedrooms and plenty of room. You have beautiful views of the Mackinac Bridge and the Island. We have a nice open living room and dining area with plenty of windows. We also have a spacious upstairs. This home is Warranty Protected. Call today for more information. **\$289,900.** MLS #299402

BOIS BLANC ISLAND



UNIQUE BOIS BLANC ISLAND RETREAT!
 Summer home with a "One of a Kind" view of the Straits of Mackinac and the many spectacular shore line views. Private and secluded with 400' of wonderful waterfront and a half mile long driveway. Very high-end construction with meticulous attention to detail. Impeccably maintained. Exterior is a combination of Redwood and Hardie Plank. **\$349,000.** MLS #295625

MULLETT LAKE



BEAUTIFUL MULLETT LAKE HOME FOR SALE ON 110 FEET OF FRONTAGE!
 Enjoy over 40 miles of inland lakes and rivers in one of the longest connected waterways in the State of Michigan. Relax with peaceful sunsets out the living room windows or cozy sunroom in this well constructed brick home. This home is solid and well insulated with original Anderson Windows and a newer roof. We have a spacious living room with a stunning fireplace made of Georgia marble. We also have extra storage above the garage and are close to the famed Rails To Trails for snowmobiling or just walking and biking. Call today. **\$399,900.** MLS #295996

LAKE HURON



BEAUTIFUL HISTORIC VICTORIAN HOME FOR SALE ON THE SHORES OF LAKE HURON IN CHEBOYGAN.
 This historic home was built by the Smith Lumber family in 1870's. All the elegance still remains and has been preserved for those who can truly appreciate the style and craftsmanship. Watch the freighters go by from the living room. We also have a beautiful wrap around deck in the back facing the water. The interior has to be seen to be appreciated with all the fine woodwork. The turret on this home provides a cozy space on each floor. This home also comes with a 1 year home warranty. Call today. **\$475,000.** MLS #293794

Health Safety for Hunters

John K. Everett, D.O.

It's that time of year again in Michigan. Thousands of people get up at the crack of dawn during firearm deer season to hunt down that big buck. And every year, media reports include stories of hunters suffering heart attacks while in the woods. If you're not prepared, haven't had a physical and haven't exercised much in the year since the last hunt, you may be putting yourself at a risk of a heart attack.

Hunters rarely consider that their sport is actually an athletic event and that the excitement and exertion take a toll on their bodies. Hunters should start training and conditioning several weeks before they perform, but most don't and their heart and circulatory system sometimes suffers the consequences. Hunters who have not been to their doctor in the year since the last hunt should take this opportunity to get a checkup.

People should take a look at their major risk factors for heart disease regularly. Ask your doctor to check your blood pressure, cholesterol levels and make sure that strenuous exercise is recommended.

If you're not prepared, haven't had a physical and haven't exercised much in the year since the last hunt, you may be putting yourself at a risk of a heart attack.

Smoking is another major risk factor for heart attack and heart disease. Other tips include avoiding a heavy breakfast before heading out into the woods and avoiding



hunting alone. Bring a cell phone to reach emergency services if needed and tell friends or family your location and scheduled return.

Preparing early will not only help with physical fitness come deer season, but also with overall general health. Studies show that being physically fit lowers heart disease risk even in people who have other risk factors like high blood pressure and high blood cholesterol.

Warning signs of a

heart attack are an uncomfortable pressure, fullness, squeezing, or pain in the center of the chest that lasts more than a few minutes, or goes away and comes back again.

Also, the pain spreads to the shoulders, neck and arms and is often accompanied by lightheadedness, sweating, nausea and shortness of breath. Stroke is also a concern while hunting and its warning signs include a sudden numbness or weakness of the face, arm or leg, and a sudden dizziness and loss of coordination. Both heart attack and stroke are medical emergencies and 911 needs to be accessed immediately.

To help anyone start a physical fitness program, the American Heart Association (AHA) has programs available at www.heart.org. Founded in 1924, the AHA is dedicated to reducing disability and death from cardiovascular diseases and stroke. These diseases, America's Number 1 and 3 killers, claim more than 910,000 lives each year.

Good luck in trying to bag that buck, but let's be careful out there!



Pointing The Way For All Your Real Estate Needs.

Search ours and thousands of listings at your convenience.
www.smithrealtygaylord.com

**** 24 Hours-A-Day ****

www.smithrealtygaylord.com

RESIDENTIAL - LAND - COMMERCIAL - INDUSTRIAL

7912 OLD STATE ROAD, JOHANNESBURG



THIS TRULY IS ONE OF A KIND - BELIEVE IT... YOU WILL BE SURPRISED AT: 185 acres of absolutely great hunting as well as privacy with blinds and plantings, a 2BR Log guest home and bunk house all on One half mile of Little Bass Lake shore. The landscaped site includes pond, waterfalls AND playable Golf Green & Fairway. 4,100Sq.Ft. main home, vaulted ceilings, stone fireplace, great room with full wet bar, 4BRs, 4.5BAs, perfect master suite and a kitchen that will thrill the most discerning cook. Attached heated & finished garage features work shop plus bonus room above. **\$1,400,000** MLS #292888

11113 WILDERNESS TRAIL, VANDERBILT



BRIGHT AND CHEERY 3 BEDROOM 2 BATH HOME atop a hill on a nicely wooded 10 acre parcel. Home offers an oversized 2 car attached garage with pass through snowmobile door, Large Master suite with walk in closet, french doors to Master bath with soaking tub and His and Hers Vanities. Updated flooring with tile, laminate wood and new carpeting. 2 Large Decks to enjoy the wildlife in this very private setting. Lots of room inside and out. **\$79,900** MLS #298553

2400 BEAVER CREEK DRIVE, GAYLORD



YOUR OPPORTUNITY TO OWN AND ENJOY your own up north, 4 seasons resort home has arrived. This fully furnished and ready to enjoy condo, located at Benjamin's Beaver Creek Resort, offers the owner golf, swimming, snowmobile, camping, and more! Hassle free ownership and rental management program available make Beaver Creek a great place to play and own. Get your summer plans started, call today for details! **\$119,500** MLS #295446

HUNTING PROPERTY & BUILDING SITES

Beautiful wooded home-site in the Lake Club of Hidden Valley. Acreage gently slopes to the waters edge offering 200 feet of frontage on private O'Rourke Lake. Owner will split into two (2) lots, \$90,000 each. **\$169,000** MLS #299210

Large wooded lot in Guthrie Lakes. Shared private Guthrie lake access. Clubhouse with indoor swimming pool. Access to snowmobile/ORV trails. **\$2,400** MLS #293839

80 acres for hunting and recreational use. Near snowmobile trails and Lakes of the North. Also available as (2) 40 acre parcels. **\$104,000** MLS #294190

Sturgeon River Estates - Gorgeous 10 acres with River Frontage! Outstanding Building Site with Great Views and Privacy! Fisherman's delight! Plus - Just Minutes Away From Gaylord. **\$79,000** MLS #294961

Outstanding 10 acre building site with great views and privacy! Plus it's only a short walk to the Sturgeon River! **\$44,000** MLS #294961

Looking for an affordable place to build in the Little Bear Lake subdivision? Look no further. Three lots on high ground steps from the boat launch on the north end of Little Bear Lake. If a home was built on the high area of these lots and trees were cleared you would get a partial view of the north end of Little Bear Lake. No lake frontage is included with these parcels. Call today to set up your showing. **\$18,900** MLS #295078

Nicely wooded lot located on Oak Cliff Court has golf course frontage and is perfect for your new construction dream home. Call today for more information! **\$14,900** MLS #295192

Large Acreage parcel that includes mineral rights in beautiful Northern Michigan. Nicely wooded parcel perfect for your new home, recreation, or hunting. **\$75,000** MLS #295699

Three Lake Arrowhead lots with a lot of potential. Build your summer cottage, snowmobile cabin, or dream home here. Enjoy all the amenities Lake Arrowhead has to offer including the clubhouse, outdoor pool, volleyball court, pavilion, swimming beach, boat launch, access to beautiful Buhl Lake and Lake Little Bear, and hundreds of acres of forest. **\$4,000** MLS #295912

Three Lake Arrowhead lots with a lot of potential. Build your summer cottage, snowmobile cabin, or dream home here. Enjoy all the amenities Lake Arrowhead has to offer including the clubhouse, outdoor pool, volleyball court, pavilion, swimming beach, boat launch, access to beautiful Buhl Lake and Lake Little Bear, and hundreds of acres of forest. **\$15,900** MLS #296197

Most pristine hunting property you could ask for!! Beautiful rolling acreage with mixture of hardwoods, cedar swamp and open rolling fields. **\$162,500** MLS #297604

Wooded lot on the waterfront ready for you to imagine what you can do with it! **\$14,850** MLS #298599

Beautiful wooded lot on quiet and pristine Swede Lake. High building site would give a commanding view of the lake. The whole west side of the lake is owned by a single owner and is unlikely to be developed anytime in the near future. Swede Lake a non-all-sport lake that allows only electric motors. Fish from the small existing dock or build your dream home! Located five minutes from Johannesburg, two minutes from Vienna Corners, and 20 minutes from Gaylord. **\$14,900** MLS #299127

Just 3.5 miles from (Waters) I-75 exit 270. Ideal for cabin or vacation home. Residences in the area. Power to the site. Consists of three surveyed parcels which allow for future separate sales. State Land nearby. Convenience with privacy. Seller financing available. **\$39,000** MLS #299319

Great Retail and/or Multiple Housing Site. Only Acreage site with 130' of Frontage within 1,000' of Jays. **\$95,000** MLS #294293

Over 1 acre of prime Commercial property facing thriving Edelweiss Village. Ideal location due to the excellent exposure to traffic - Also has use of 20 foot easement to the South for Ingress/Egress. **\$249,000** MLS #294957

Otsego County's newest location - Waters Business Park! B-3 Zoning - Great Exposure and I-75 Exit 270! Has Natural Gas, Electric and Telephone. Class 'A' Road access. Parcel 1 is 3.26 acres. Site Condo allows flexibility. Call today for more details. **\$74,500** MLS #294990

Topnotch Commercial location fronting US Hwy 131, only 1 mile North of Alba Hwy. This 24 acre parcel would make a great locale for any number of business ventures. Licensed crossing over Rail Road tracks, ingress/egress through right of way easement. Call today for more information. **\$79,900** MLS #295204

5+ Acres of highly visible property, located in the heart of Gaylord's fast growing West End. Ready to be developed, next to Meijer, Kohls, TJ Maxx, BW3's. Buy today for tomorrow's investment. **\$149,950** MLS #296069

1.62 Acre undeveloped parcel located on the quiet south end of Illinois Ave. Ready for development this parcel will attract the right business looking for a convenient location to grow. Additional properties available **\$60,000** MLS #296184



1349 S. Otsego, Gaylord, MI 49735
(989) 732-2477



dale j. smith
 Associate Broker
 CRS, RAM, ABR



Wendie Forman
 Associate Broker GRI, Property
 Manager



Mike Perdue
 Realtor Associate
 Sales Manager



Ryan Wojan
 Realtor Associate

Tracking your Ideal Hunting Location? We've got you covered - Check out these Hot Spots

17821 SECOND STREET, ATLANTA



PERFECT HUNTING OR FISHING CAMP! Two bedroom one and a half bath mobile in a secluded setting. Well and septic on site. All furnishings are included. Garden shed on site. Walking distance to Little Brush Lake and Lake Hiawatha, where there is shared lake access. Close to thousands of acres of the Atlanta State forest. With a little work this will be a hunter's or fisherman's dream! **\$12,990** MLS #295451

FOX LAKE ROAD, BEAVER ISLAND



PRIVATE 280FT OF FRONTAGE ON BEAUTIFUL & PRISTINE FOX LAKE. 13 Acres offering multiple building sites, including the Island's historic 'Big Rock' Located in close proximity to State Land and with power adjacent to property, make this a unique property for year round or season enjoyment. Call today for additional details! **\$119,500** MLS #297752

26139 PINE STREET, BEAVER ISLAND




ONE OF ONLY A HANDFUL OF PROPERTIES ON BEAVER ISLAND'S "BACK BEACH" Spectacular views to the North and West across the Archipelago. Wrap around covered porch, 100ft of Beautiful and Pristine Lake Michigan frontage. Storage for toys and guests, this custom built 3 Br 2 Ba home with a Master Suite view only a few people can ever say they have owned. Nestled onto the bluff and surrounded by Island woods and a private, sandy beach. Call today to arrange your tour! **\$399,900** MLS #296900

3297 MANUKA COURT, GAYLORD



SPORTS PERSONS DELIGHT - 4BR/2BA. 1.63 acre site - adjoins hundreds of acres of State Land - Walk to the lake and enjoy the park. Huge decks - plus privacy on cul-de-sac. Family room with pellet stove and natural gas base board heat is efficiency plus. Great kitchen and dining area and featured living room. Add the two story garage with room to add guest quarters and 18' x 24' work shop. Just 7 miles to town. **\$144,900** MLS #298467

CAMP #3 ROAD, BEAVER ISLAND



THE HUNTING CAMP & ACREAGE YOU ALWAYS WANTED IS NOW AVAILABLE. Hoover Hunt Camp, boasting 120 Acres & surrounded by State Land, featuring multiple prime hunting & wildlife viewing areas, including 2 Bald Eagle nests. Mature apple trees and over 10 acres of food plots make this a hunter's paradise. Cement floor Pole barn, superb road & trail system, & fields planted for fall make this camp a perfect fit for serious hunters. Ready for this fall, call to arrange your tour. **\$259,000** MLS #297628

HANNIGANS ROAD, BEAVER ISLAND



READY MADE HUNTING CAMP ON BEAUTIFUL BEAVER ISLAND! This 40 Acre camp located in the heart of the Island is filled with a mix of hardwoods, evergreens, cedar swamp and 23 mature Apple Trees in the 1.5 Acre clearing. 28x16 cabin sleeps up to 8 comfortably and is equipped with propane, wood burning stove, & generator for heat & power. Adjacent to State Land with roads & trails throughout the property, & active blinds already set for watching wildlife, this camp is turn key and ready to be enjoyed. Priced to sell, this property could be your dream come true. Call today to set up your showing! **\$114,900** MLS #291598

4141 BLACKBERRY LANE, ELMIRA



60 ACRES OF BEAUTIFUL HARDWOODS & FIELDS surround this home nestled into the hills. Enjoy this property as a year round residence, or as an ideal hunting or seasonal camp. Roads & trails throughout the property offer ideal conditions for wildlife viewing & outdoor activities, with room for gardens & fields for crops. Very comfortable home with stone fireplace & year round Sun Room which compliment the large kitchen & dining room. 2 car garage & extra storage in basement make this a home with space to roam inside & out. Close to Boyne, Treetops, Shanty Creek & Snowmobile trls. Home Warranty! **\$154,900** MLS #293459

For LOW Cost Advertising with BIG Results

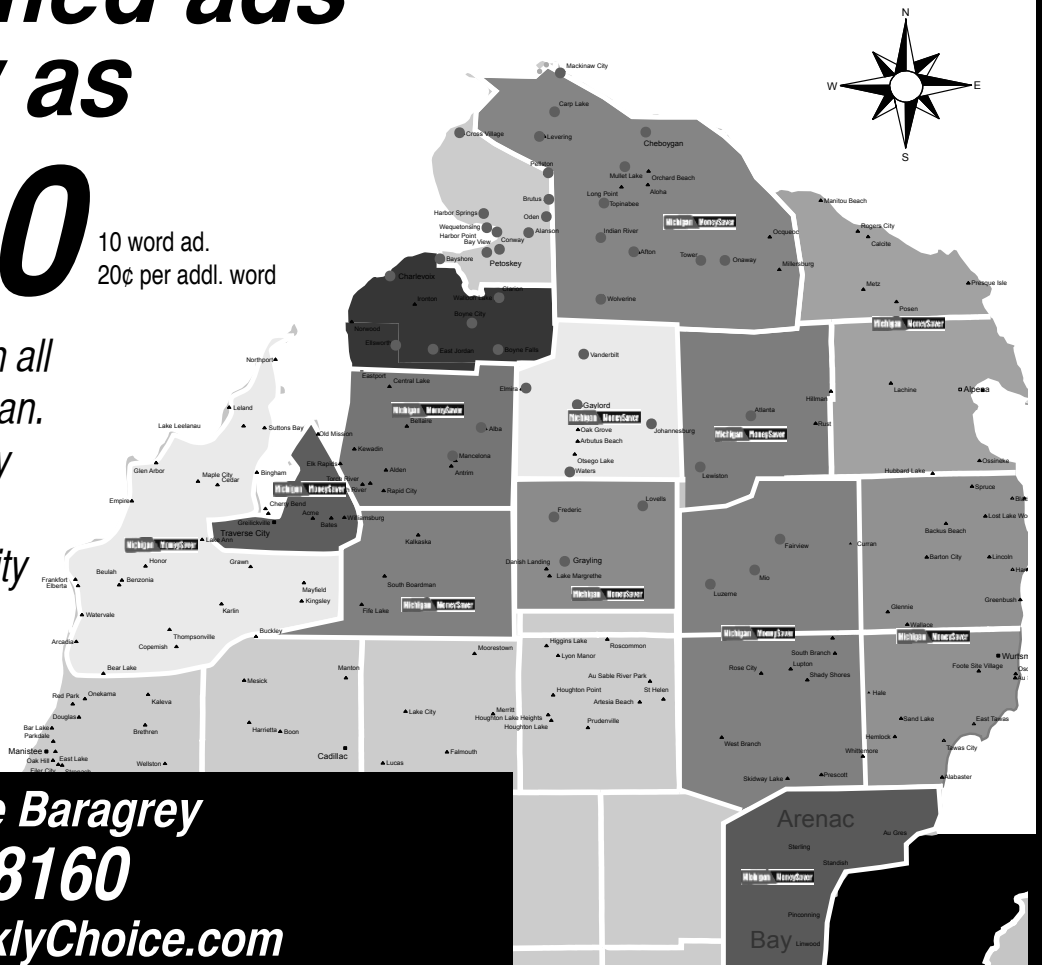
...advertise in the

Michigan MoneySaver

**Classified ads
as low as
\$2.00**

10 word ad.
20¢ per addl. word

*Advertisers, Reach all
of Northern Michigan.
From Traverse City
to Tawas City...
From Mackinaw City
to Bay City.*



**Contact Dave Baragrey
989-732-8160
Office@WeeklyChoice.com**

Shot Placement

Knowing which shots to take on whitetail deer will make you a better prepared and successful hunter. You need to learn prior to going on a deer hunt what shots are able to take a deer down cleanly and quickly. Hunters need to know how to avoid injuring or maiming deer. Knowing what shots you are willing and able to take ahead of time will make you a better prepared hunter when the time comes. There are times in deer hunting when you need to make a split second decision on taking a shot or passing it up. If you know what you are looking for, these decisions will come quickly and easily. Listed below are the four most popular angles that you will see a whitetail deer, and tips on what to do in each situation.

Broadside

An unobstructed view of a broadside deer offers the best chance of a shot hitting the vitals. This is by far the favorite position for bow and gun hunters to have their deer in before taking a shot. The kill zone on the average deer is 9 inches. The broadside shot offers the hunter a clear shot on all the vitals, with even a little room for error. Aim for the heart right behind the shoulder blade. Even if your shot goes high you will pass through the lungs. This will provide you with a quick, clean, ethical kill.



Quartering Away

A quartering away deer also offers both gun and bow hunters a good selection for a shot. This is the second best position to have a deer in before taking a shot. With a deer in this position you need to aim for the exit hole, in essence, you want to aim to shoot through the deer to the opposite shoulder. With an accurate shot, you will hit the vitals and take the deer down cleanly. The quartering away shot, as with the broadside shot, gives a little room for error.

Quartering Toward

A quartering toward deer is a shot that is very risky to take. You need to be an excellent marksman to attempt this shot. There is no room for error with a

shot low would pass through the heart. I would personally pass up on this shot in the hope for a better one.

Head on Shot

When a deer faces a hunter head on, it gives you two possible shots, the chest and the neck. The chest area is the most popular because it provides a shot to the heart and lungs. A shot to the neck area will break the neck or cause enough shock to drop the animal in its tracks. A head on shot should only be done when using a rifle or muzzle-loader. In this situation with a bow, you have a higher chance of injuring or maiming the whitetail. With any weapon you are using, excellent marksmanship is needed to make this shot. For the average deer hunter, I recommend to be patient and wait on a better shot.

Always make wise shooting decisions. Making a fast, efficient kill should be the goal of all deer hunters. Enjoy hunting in an ethical fashion.

deer in this position. Do not use a bow. With a bow, it would have to be an absolutely perfect shot to kill the deer in an ethical way. If your arrow was slightly off, you would have an injured deer that you would most likely never recover. There is too much bone that your arrow would have to pass through before it would contact the vital area. With a gun, a shot high in the chest will pass through the lungs. A

LEGENDS
Auto Glass

I DRIVE TO YOU!

- Free Mobile Service
- Insurance Work
- Repair or Replace
- All Makes & Models

Troy LaCount ■ Owner N.G.A. Master Certified

"No Leaks For Life"

231-675-2348
Fax: 231-588-6088

www.legendsautoglass.com ■ Ellsworth

Your hunt for the perfect property is over!



8244 Swan Road , Onaway

Tucked away with 160 acres and turnkey cabin has it all. There are trails and hunting blinds through out the property with open ground for farming or planting of which 25+/- acres is currently planted with corn and additional area available for more planting. The cabin is a perfect up north getaway with easy access off maintained county road, forced air heat, wood stove inside and all the luxuries of home with full functioning laundry and bathroom. The loft area sleeps a number of people and is ready to come up and start enjoying. **\$235,000.** MLS# 298671



2719 Seven Fires Trail , Indian River

Secluded and private setting on the Crumley Creek at the end of a private road. This property has some nice features including a nice view of the Crumley Creek, 3 bedrooms, 2 baths, and a nice 30x40 Pole Building with electric and concrete floor. This property is adjoins state land on one side and is close much more state land and recreation nearby. This is a great package for someone looking to be at the end of a road with privacy but only 2 miles from Indian River or I-75. **\$95,000.** MLS# 294536



Gwilliam Road , Afton

This is a nice 11 acre parcel adjoins state on two sides offering great privacy with an easement that continues to the end of the 11 acres. Easy access off I-75 and M-68 offers a great building site or hunting parcel. Close to thousands of acres of state land including the famed Pigeon River State Forest. **\$35,000.** MLS# 295978



M-68 , Afton , MI

Beautiful hardwood setting for the ideal Home Site or Up North Cottage. This Ten acre parcel has mature Maples mixed with some softwood under growth. It adjoins hundreds of acres of State Land right out the back side. This is a must see property. **\$29,500.** MLS# 298788



Walsh Road , Cheboygan

Hunting acreage located between Mullett Lake and Black Lake. 111.45 acres nicely wooded less than 3 miles from hundreds of acres of State Land and near the Black Mountain and ORV trails. **\$149,900.** MLS# 292463



4800 Hatch Road , Indian River

Beautiful country home built in 2000. 3 bedrooms, 2.5 baths. large living room, dining room and open kitchen overlooking the woods to the north. Natural gas fireplace, large deck and a 42 ft. long front porch with a portion screened in for the evening enjoyment. Large 30 x 48 pole barn for the toys and a workshop. This home sits on approx. 21 acres with 19 acres across the road. Elk, Deer, Turkey, and small game all roam this property. The 19 acres across the road is surrounded by state land for that great hunting experience. The 19 acres could be sold back to the DNR at approx. \$ 2100 per acre making this home extremely affordable. **\$59,900.** MLS# 297148



2250 W Ostander Road , Afton

Pigeon River Getaway-10=acres with 298 feet of Pigeon frontage and rustic 2 bedroom cabin adjacent to hundreds of acres of state land and near Little Traverse Conservancy with 500 plus acres and 1 3/4 miles of Pigeon River frontage. This property is within 3 miles of Mullet Lake and close to recreation, golfing, skiing, snowmobiling, ORVing, Hunting and fishing **\$59,900.** MLS# 296377

Darren M. Vizina
Office 231-238-7400
cell 231-445-0354



BERKSHIRE HATHAWAY
HomeServices

3412 S. Straits Hwy
Indian River, MI 49749
bhhsmi.com

Proper Field Care

CONTINUED FROM PAGE 8

feet free from the carcass) and pull the skin off the carcass. The head is detached as with the shoulder mount.

Caping for a Shoulder Mount

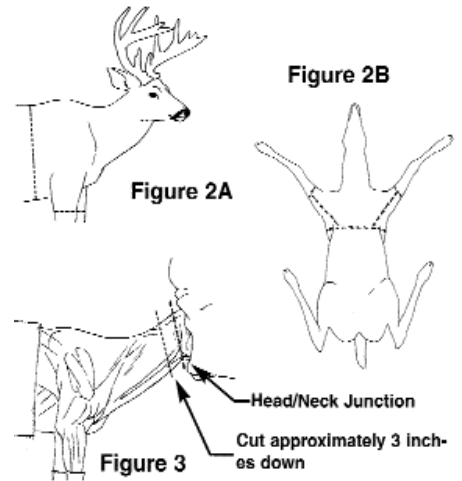
1. With a sharp knife, slit the hide circling the body behind the shoulder at approximately the mid-way point of the rib cage behind the front legs. Slit the skin around the

legs just above the knees. An additional slit will be needed from the back of the leg and joining the body cut behind the legs (Figure 2A and 2B).

2. Peel the skin forward up to the ears and jaw exposing the head/neck junction. Cut into the next approximately three inches down from this junction. Circle the neck cutting down to the spinal column. After this cut is complete, grasp the antler bases and twist the head off the neck. This should allow the hide to be rolled up and put in a freezer until transported to the taxidermist. These cuts should allow ample hide for the taxidermist to work with in mounting. Remember, the taxidermist can cut off excess

hide but he can't add what he doesn't have.

Note: When field dressing a trophy to be mounted, don't cut into the brisket (chest) or neck area. If blood



Flat Incision Illustration

Note: If you can't take your hide immediately to a taxidermist, freeze it to your taxidermist's specifications



Figure 1

gets on the hide to be mounted, wash it off with snow or water as soon as possible. Also, avoid dragging the deer out of the woods with a rope. Place it on a sled, rickshaw or four-wheeler. The rope, rocks or a broken branch can easily damage the fur or puncture the hide. If you do need to drag it out with a rope, attach the rope to the base of the antlers and drag your trophy carefully.

Tree Stand

CONTINUED FROM PAGE 6

well as when you are waiting on the big buck. The hassle this causes is small when you really look at it. It is more of a mental hassle than anything else. The delay is usually not more than a minute. That's a small price to pay to ensure that you will go home at the end of the hunt.

Without a doubt using a safety harness is the single most important step you can take to ensure your safety. Even with a safety harness it is possible that you could be injured in a fall. But the damage will usually not be life threatening and will usually not even put

an end to the hunt. Bruises can be avoided when using a safety harness by attaching the tether up the tree so that it is almost tight when you sit down. This shortens your fall should you or the stand slip.

We would like to avoid any injury so here are a few steps to think about in relation to your stands that could minimize the chance of injury. Tree steps or tie on ladders are one of my favorite methods of gaining elevation in a tree. I also use large nails as steps. I am partial to nails because they are the cheaper than the tie on ladders. Others prefer climbing stands but they limit you to certain trees. When using nails it is important to test the nail to be sure that it is

still securely in place. I have not seen this but my cousin said they have some trees where the nails can be easily pulled out by hand due to the tree growing. My experience is that once in place the tree grows tightly around the nail. But nails can provide entry for bacteria and fungus into the tree. So I always check to make sure the nail is secure. When using nails it is important to use nails that are long enough and sturdy enough to support your weight. Most injuries occur when the nail bends, causing a slip! Here is a tip for installing these big nails. Bring a portable drill so you can make pilot holes for the nail. These big nails are hard to drive due to their size, so having a pilot hole

really helps to get the nail started.

Tie on ladder sticks should always be checked to make sure that they are still secured to the tree. Examine straps etc. to make sure that they have not become damaged or weakened.

Examine closely all parts of your stand for possible problems. Look for rust. Any parts that are rusted are now weaker than original non-rusted strength. Check all stand parts of for cuts, nicks, or cracks. Make sure all nuts are not loose. Make sure all crimps on all wires are not damaged or rusted.

Northern Michigan's best selection of new and used RV's



2016 Palomino M-800 Truck Camper

This Palomino Backpack Edition truck camper is designed with a 1/2 ton truck in mind, and weighs less than 2000lbs. This unit has a dinette, queen bed, A/C, heat, hot water heater, sink, 2 burner stove, and toilet. MSRP \$18,911.

SALE PRICE
\$15,995



2016 Palomino 8801 Truck Camper.

Features the Backpack HS package which includes LED interior lighting, battery quick disconnect, battery charging station, Rieco Titan electric roof lift, laminated walkable roof, Congoleum wood grain flooring, hi gloss gel coat fiberglass exterior, Serta mattress, hot and cold water outside shower, and convertible jacks. MSRP \$21,821.

SALE PRICE
\$18,995

We have a large selection of Used RV's



2009 Jumping Jack Tent Trailer.

This is in excellent condition, and features easy setup which can be done by one person. Two sleeping areas, a table, and tough marine canvas that will last a lifetime. This Jumping Jack is about as versatile as it gets, with excellent ground clearance, and the ability to put luggage, ATVs, or UTVs on the top of the trailer when the tent portion is closed.

SALE PRICE
\$1,995



1995 Nomad 2210 Travel Trailer.

This Nomad features a queen bed, with a wardrobe, a dinette, jack knife sofa, lots of windows, 3 piece bathroom with a tub, and lots of cabinet storage throughout.

SALE PRICE
\$3,995



1995 Nomad 25RK Fifth Wheel

This Nomad Fifth Wheel features a rear kitchen, jack knife couch, dinette, queen bed, the ability to sleep at least 4, a bath tub, stereo, 3 burner stove, oven, microwave and lots of storage.

SALE PRICE
\$5,995



2001 Trail Harbor 27FL Travel Trailer

This unit features a slideout, queen bed, with wardrobes on either side, lots of cabinets and storage space, a wrap around kitchen counter, sofa bed couch, microwave, 3 burner stove, and 3 piece bathroom with a tub.

SALE PRICE
\$4,995

Sales Hours: Monday - Friday 9am - 6pm, Saturday 9am - 5pm. Closed Sunday. Service Hours Mon- Sat 9am - 5pm.

**SALES - PARTS
SERVICE - PROPANE**

989.448.8700

**VISIT US ONLINE AT
NORTHERNMICHIGANRV.COM**



(Formerly International RV World)

**JUST WEST OF I-75
EXIT 282 • GAYLORD**

**277 N. EXPRESSWAY COURT
GAYLORD, MICHIGAN**

LOCATED OFF I-75 AT EXIT 282 (M-32). WEST ON M-32 1/4 MILE. TURN RIGHT (NORTH) ON MEECHER (AT WAL-GREENS). IN LESS THAN 1/4 MILE TURN RIGHT ON EXPRESSWAY COURT. WE ARE JUST AROUND THE BEND NEXT TO STAR TRUCK RENTAL.

Gun Safety Tips

Hunting safely should be your main priority on any hunting expedition. There are multiple deaths and injuries each year from firearms. Knowing and abiding by gun safety rules is essential in returning home to your family each and every night.

No one knows gun safety like the National Rifle Association. Listed below are some gun safety tips contributed by our friends at the N.R.A. Your decision to practice gun safety just might save your life.

Always keep the gun pointed in a safe direction.

This is the primary rule of gun safety. A safe direction means that the gun is pointed so that even if it were to go off it would not cause injury or damage. The key to this rule is to control where the muzzle or front end of the barrel is pointed at all times. Common sense dictates the safest direction, depending on different circumstances.

Always keep your finger off the trigger until ready to shoot.

When holding a gun, rest your finger on the trigger guard or along the side of the gun. Until you are actually ready to fire, do not touch the trigger.

Always keep the gun unloaded until ready to use.

Whenever you pick up a gun, immediately engage the safety device if possible, and, if the gun has a magazine, remove it before opening the action and looking into the chamber(s) which should be clear of ammunition. If you do not know how to open the action or inspect the cham-



ber(s), leave the gun alone and get help from someone who does.

When using or storing a gun, always follow these NRA rules:

Know how to use the gun safely.

Before handling a gun, learn how it operates. Know its basic parts, how to safely open and close the action and remove any ammunition from the gun or magazine. Remember, a gun's mechanical safety device is never foolproof. Nothing can ever replace safe gun handling.

Be sure the gun is safe to operate.

Just like other tools, guns need regular maintenance to remain operable. Regular cleaning and proper storage are a part of the gun's general upkeep. If there is any question concerning a gun's ability to function, a knowledgeable gunsmith should look at it.

Use only the correct ammunition for your gun.

Only BB's, pellets, cartridges or shells designed for a particular gun can be fired safely in that gun. Most guns have the ammunition type stamped on the barrel. Am-

munition can be identified by information printed on the box and sometimes stamped on the cartridge. Do not shoot the gun unless you know you have the proper ammunition.

Wear eye and ear protection as appropriate.

Guns are loud and the noise can cause hearing damage. They can also emit debris and hot gas that could cause eye injury. For these reasons, shooting glasses and hearing protectors should be worn by shooters and spectators.

Never use alcohol or over-the-counter, prescription or other drugs before or while shooting.

Alcohol, as well as any other substance likely to impair normal mental or physical bodily functions, must not be used before or while handling or shooting guns.

Store guns so they are not accessible to unauthorized people.

Many factors must be considered when deciding where and how to store guns. A person's particular situation will be a major part of the consideration. Dozens of gun storage devices, as well as

locking devices that attach directly to the gun are available. However, mechanical locking devices, like the mechanical safeties built into guns, can fail and should not be used as a substitute for safe gun handling and the observance of all gun safety rules.

Be aware that certain types of guns and many shooting activities require additional safety precautions.

Know your target and what is beyond.

Be absolutely sure you have identified your target beyond any doubt. Equally important, be aware of the area beyond your target. This means observing your prospective area of fire before you shoot. Never fire in a direction in which there are people or any other potential for mishap. Think first. Shoot second.

Cleaning

Regular cleaning is important in order for your gun to operate correctly and safely. Taking proper care of it will also maintain its value and extend its life. Your gun should be cleaned every time that it is used.

A gun brought out of prolonged storage should also be cleaned before shooting. Accumulated moisture and dirt, or solidified grease and oil, can prevent the gun from operating properly.

Before cleaning your gun, make absolutely sure that it is unloaded. The gun's action should be open during the cleaning process. Also, be sure that no ammunition is present in the cleaning area.

Venison

Venison Jerky

Ingredients list:

3 pounds of venison, cut into three-inch strips.
 5 tablespoons of sugar.
 2 tablespoons of soy sauce
 2 tablespoons of red wine.
 2 teaspoons of salt.
 1/4 teaspoon of five-spice powder.
 1/8 teaspoon of cinnamon.

Instructions:

1. Combine all of the ingredients except the venison strips.
2. Marinate for 24 hours.
3. Bake at 350°F for 15-20 minutes until brown; turning once.

Venison

Venison Chili

Ingredients list:

1 ¼ pounds venison, cut into half-inch dice.
 ¾ lb of ground venison.
 28 oz can of crushed tomatoes.
 10 oz can of red kidney beans, drained.
 2 large garlic cloves, minced.
 1 large green bell pepper, seeded and chopped.
 1 large onion, chopped.
 1 small hot green chili pepper, minced.
 3 tablespoons of vegetable oil.
 3 tablespoons of masa harina.
 2 ½ tablespoons of red wine vinegar.
 2 ½ tablespoons of ground chili powder.
 2 tablespoons of ground cumin.
 2 tablespoons of Worcestershire sauce.
 1 ½ teaspoons of salt.
 ½ teaspoon of cayenne pepper.
 Ground black pepper, to taste.

Instructions:

1. Heat the vegetable oil in a large skillet.
2. Stir in the onion, garlic and chili.
3. Saute over a medium-to-high heat until the onion is just tender (takes 4-5 mins).
4. Add the diced and the ground venison and keep cooking for about another 5 minutes, stirring, until the ground venison is no longer red.
5. Add all the remaining ingredients except the kidney beans and the masa harina.
6. Bring the mixture to a boil; then reduce heat to medium and cook uncovered for about 30 minutes, stirring a few times.
7. Stir in the beans and masa harina and heat through.
8. Serve.

Venison

Venison Meatballs

Ingredients list:

1 lb of ground venison.
 2 medium eggs.
 1 cup of breadcrumbs.
 ½ cup of parmesan cheese.
 ½ cup of milk
 2 teaspoon of dried parsley.
 1 teaspoon of garlic powder.
 Spaghetti sauce.
 Salt and pepper, to taste.

Instructions:

1. Beat the eggs and milk in a mixing bowl.
2. Add the breadcrumbs, parmesan cheese, dried parsley and garlic powder; mix thoroughly.
3. Add the ground venison and knead with your hands until blended well.
4. Form into golf ball-sized meatballs.
5. Brown the meatballs on all sides.
6. Put the meatballs in a pan of spaghetti sauce and simmer, covered, for about 60 minutes.
7. Serve as desired.

*Venison*

Venison Sausage

Ingredients list:

8 lb of ground venison.
 2 lb of lean ground pork.
 6 oz of corn syrup solids.
 2 cups of powdered milk.
 6 tablespoons of onion powder.
 6 tablespoons of Tender Quick.
 2 tablespoons of sage.
 1 tablespoon of white pepper.
 1 tablespoon of nutmeg.
 1 tablespoon of black pepper.

Instructions:

1. Mix all of the ingredients thoroughly.
2. Put in sausage casings.
3. Fry until cooked.

BAG YOUR BARGAINS HERE!

Milk, Bread, Eggs, Pop, Chips, Snacks, Coffee & More

S&E K & FOODS



Locations in Grayling, Kalkaska, Lewiston, Boyne City, Petoskey, Clare, Waters

And in Gaylord at:
 • S. Otsego at 5th St
 • I-75 exit 282
 • I-75 exit 279
 • M-32 East
 • M-32 West



FREE

12 OZ. COFFEE



DARK ROAST,
REGULAR,
OR DECAF

Must present coupon.
Expires 10/31/15. Limit 1 per customer.

HILLTOP RESTAURANT

900 West Marlette Road
 at Hilltop Marathon
989-731-6282

*"Open 7 Days
 a Week"*



**Great Atmosphere with
 down home cooking**

- Breakfast Anytime -
- Take out Available -
- "Best Ribs in the North"

Great Wet Burritos
 Grilled Chicken • Liver & Onions
 Grilled Fish

Sun. - Thurs.: 6am - 8pm,
 Friday & Saturday: 6am - 9pm

Friday Fish Fry

All you can eat at 2pm

\$9.99

Salad, potatoes, vegetables &
 dinner roll with every dinner

"Try our 9" Deep Dish and
 16" Pan Pizzas"

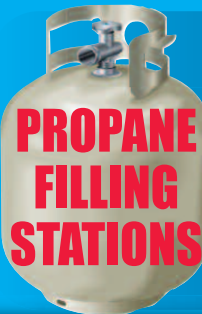


Dine In or
 Take Out

JOHNSON AUTO SERVICE



502 S. Otsego Ave. • Gaylord
989-732-6014



Gaylord – Marathon,
 corner of South Otsego at 4th St.

Gaylord – Ace Hardware,
 Old 27 South at McCoy Road

Waters – Hilltop Marathon
 at I-75 Exit 270

Cheboygan – Dave's Place
 South Straits Hwy.

Vanderbilt – D&D Marathon
 at I-75 exit 290

12 CONVENIENT LOCATIONS

- S. Otsego at 5th St, Gaylord
- Stony Hill Market, M-32 East, Gaylord
- Lewiston Marathon, Corner of Co. Rd 512 and Co. Rd 483, Lewiston
- Charet Marathon, M-32 near I-75 exit 282, Gaylord
- Clare Marathon, At exit 160, US 27, Clare
- Boyne Marathon, 201 S. Lake, Boyne City
- Kalkaska Marathon, 207 N. Cedar, Kalkaska
- Bronco Marathon, M-32 West, Gaylord
- Grayling Marathon, 601 N. James, Grayling
- Southend Marathon, Old 27 South, at I-75 exit 279, Gaylord
- Hilltop Marathon, at I-75 exit 270, Waters
- Petoskey Marathon, 401 Mitchell St, Petoskey

LIVE BAIT AT MOST LOCATIONS.
 PROPANE TANK EXCHANGE AT MOST LOCATIONS.

Scent Elimination

Hiding your human scent is one of the most important factors in successful deer hunting. The nose of a whitetail deer is a very powerful tool that they use in detecting odors not natural to the area they are in. It is no easy task to cover up all the human scent you carry with you, but the less noticeable your scent is, the more likely you will see good, quality deer. In the sections below we will discuss covering scent on your clothing, body, and hunting equipment.


Clothing

Washing your clothing and storing them in scent free containers is one of the easiest and most important steps you can take in the process of scent elimination. You need to dedicate one load of laundry to just hunting apparel. Hats, gloves, jackets, socks and anything else you plan to carry in the woods. Wash in a non-scented laundry detergent to eliminate all odors in your clothes. If it is still warm outside, hang your

clothes on a line to let them air dry. If you have to use a dryer then do not use any fabric softener and make sure you clean out the lint filter. There are some dryer sheets on the market that will give you a scent that is normally found in the woods. After your clothes are dry you need to store them in a container of some kind to keep human scent locked out. Think of it as placing your clothing in a huge ziploc bag. I also recommend that you invest in an activated carbon suit of some sort. The carbon traps your scent inside your clothing.

Boots

At some point of your hunting trip you're more than likely to have to walk a good distance to your stand. It is likely that deer will walk over or around the same trail that you walked in on. Rubber boots are best for warm weather because the rubber will not hold foreign odors. On your cold weather boots use a scent free soap to wash them. I always use a



cover scent spray on the entire boot including the soles once I am out of my truck and ready to start my trek through the woods. Store your boots with your hunting clothing in a scent free container.

Body Odor

Before your hunting trip you will need to shower with scent free soap and shampoo. That fruit smelling body wash your wife has in the shower just

won't cut it. Do not use any soap or shampoo that is not scent free. You can also get some scent free deodorant or just not use any at all before your hunt. Do not use any colognes, perfumes, or scented deodorants.

Equipment

Your tree stand and any other equipment you carry into the woods also need to be scent free. Remember your bags, gun, and tree stand usually have human scent on them. I've found the easiest way is to use some kind of neutralizer spray or cover scent spray on all my accessories that I carry in. If you have any equipment that is washable then wash them and store them with your clothing.

Trying to trick a white-tail's nose is a difficult task, but with a little time and detailed effort you might just get that extra second you need to squeeze the trigger on that trophy buck.



1397 W. Main, Gaylord

(Located in front of Big Lots) 989-448-8300

\$1 OFF
ANY Medium Concrete Mixer

Electronic versions of this coupon are not accepted. Show: Medium Raspberry Concrete Mixer. \$1 off regular menu price. Please no substitutions. Not valid with any other offer. Value 1200 cent. Limit one coupon per person per visit. Valid only at participating Culver's® restaurants. Expires 12/31/15

\$1 OFF
The Culver's® Double Deluxe Sandwich

Electronic versions of this coupon are not accepted. Show: The Culver's® Double Deluxe Sandwich. Based on purchase at regular menu price. All Value Baskets include deconstructed sandwiches, regular Circle K-Cut Fries and medium soft drink. Please no substitutions. Not valid with any other offer. Coupon not valid with Snap!® meals. Value 1000 cent. Limit one coupon per person per visit. Valid only at participating Culver's® restaurants. Expires 12/31/15



RE/MAX North

846 S. Main, Cheboygan

Covering ALL of Northeastern Michigan Over 35 Years Experience

(989) 351-0110 (231) 627-9991

Carol Steiger, Associate Broker

Serving the needs of Buyers and Sellers with the same professional courtesy

VISIT US ON THE WEB AT WWW.CHEBOYGANAREAREALESTATE.COM



HOMES, COTTAGES & HUNTING PROPERTIES

TEXT P205588 TO 85377



97 ACRE CAMP! Furnished rustic cabin & 2 bay pole barn. Generator powered, private gated location. Established trails & blinds. Asking **\$110,000** #295215 Land contract terms possible with large down pmt. Adjoining 39 acre parcel is also available for a total of 136 acres!

TEXT P325830 TO 85377



30 ACRES W/POND. This Onaway area home has it all. 3 bedrooms, 2 baths, an updated kitchen, finished walk out basement with a 2nd kitchen and family room, an attached 2 car garage and a 28X50 pole barn. Mix of hardwoods & pasture make it ideal for mini farm or hunting. **\$174,900** #298456

TEXT T233543 to 85377



325' OCQUEOC RIVER. 3 acre parcel on a private lane. Gently rolling land that's ideal for a walk out basement. Whether you chose to camp or build you'll find this to be a true up north setting. Trout fishing or enjoy kayaking to Lake Huron. Millersburg area. Land contract possible. Reduced to **\$27,500.** MLS #295457

TEXT T793108 TO 85377



135' CHEBOYGAN RIVER! This doll house has a premium location on the headwaters of the famous Inland Waterway. Features 4 bedrooms, 3 baths, walkout lower level, 2-1/2 car attached garage, covered deck overlooking the river steel sea wall and boardwalk style dock. Immediate occupancy. Just listed at **\$264,900** #299443

TEXT T300309 TO 85377



140' ON RAINY LAKE. There's room for the whole family in this 4 bedroom raised ranch with more room for toy storage in the 40' pole barn. Sandy lake bottom, 40' dock and a deep private lot. Field stone fireplace and a brand new boiler. Affordable lakefront living. Affordable lakefront living priced at **\$144,500** MLS #298077

Vacant Property

150' ON THE CHEBOYGAN RIVER! Wonderful building site located just on the outskirts of town at the start of the Inland Waterway. City water & sewer to the site. Gently sloping lot is ready to build on. Deep water allows for mooring a large boat. **\$119,900.** MLS #293363 **TEXT P261357 to 85377**

LONG LAKE! Superb location with 100' frontage, and a gentle slope to the lake, ideal for walk-out basement. Cleared & ready to build your new home or cottage. Pristine 400 acre all sports lake in Cheboygan County. **\$99,900.** #287723 **TEXT T102780 to 85377**

115' SUGAR SAND ON LAKE HURON! Fabulous sunrise views. Ideal building site with soil evaluations on record. The property is backed with mature trees and the front is mostly clear and ready to build your dream cottage or home. Asking **\$79,900** MLS #297081 **TEXT T448167 to 85377**

TEXT T102694 to 85377



213' BLACK RIVER. Nearly 3 acres of woods surround this cute 2 bedroom cabin. The guys will go crazy over the 40x60x14 pole barn and the garden tool shed. Premium trout stream frontage. Close to snow trails. A lot for the money! Price just reduced to **\$109,000.** #296200

TEXT P322424 to 85377



10 ACRES ADJOINING STATE LAND! Older mobile home needs some TLC but has a full basement and good potential. Would make a great hunting camp or weekend get away. Only 1/2 mile from the snow trail system and a mile from the Black River & Black Lake. Affordable at only **\$21,900** MLS #296921

RAINY LAKE DEEDED ACCESS! Two large lots totaling nearly 2 acres with deeded access to Rainy Lake. The lots are wooded with mature trees and are high and dry. Build or camp. A mile from snow trails and State land. **\$19,900** MLS #295442 **TEXT P261362 to 85377**

JUST LISTED! 79 ACRES prime hunting land adjoining 1000's of acres State land. Very private setting of woods, streams. Seller is cutting in new roads to improve the access. Close to Black Lake and Cheboygan. Ample deer, bear, turkey and small game. **\$89,900.** MLS #299518

Get The Edge... that gives you bragging rights!



The TRIP-EDGE that is! FISHER® snowplow blades are designed with a unique TRIP-EDGE. When an obstacle is encountered while plowing, only the bottom edge of the blade trips back. The blade itself remains upright, so plowed snow in front of the blade stays put. If your current blade keeps “lying down on the job,” move up to a FISHER!

Available At:

WATERS GARAGE & EQUIPMENT LLC

E-Mail: rb@watersgarage.com

10483 Old Us Highway 27,
Waters MI - (989) 732-2124



www.fisherplows.com